




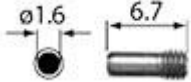



ct	Fit to (Model)	Inside Diameter : ϕd mm	Model	Code
	IC-300, KC-300	$\phi 1.6$	CHC-1.6	340624
		$\phi 2.35$	CHC-2.35	340604
		$\phi 3.0$	CHC-3.0	340608
		$\phi 3.175$	CHC-3.175	340603
	HG-200	$\phi 2.35$	CHG-2.35	340611
		$\phi 3.0$	CHG-3.0	340620
		$\phi 3.175$	CHG-3.175	340610

		ø5.0	CHG-5.0	340634
		ø6.0	CHG-6.0	340612
		ø6.35	CHG-6.35	340617
		ø1.0 - ø6.35 available on request		
	IH-300, IR-310	ø1.5	CHH-1.5	340635
		ø2.35	CHH-2.35	340607
		ø3.0	CHH-3.0	340613
		ø3.175	CHH-3.175	340602

		ø1.0 - ø3.175 available on request		
	BMH-300	ø1.0	CHM-1.0	340636
		ø1.6	CHM-1.6	340637
		ø2.0	CHM-2.0	340638
		ø2.35	CHM-2.35	340609
		ø3.0	CHM-3.0	340615
		ø3.175	CHM-3.175	340630
	MFC-300S	ø1.6	K-252	340626

	MFC-300M	ø1.6	K-253	340924
	IG-400	ø2.35	NKM6-2.35	340632
		ø3.0	NKM6-3.0	340631
		ø3.175	NKM6-3.175	340633

Chuck Nut



IG-400 (for NKM6 Group)
 Model: CHN-6
 Code: 340639