













Product		Description / Standard Accessories	Model	Code
	Espert 500 Control Unit	Power Source : AC120/230V, 50-60Hz Dimensions : W172 x D230 x H94 mm Weight : 2.6 kg Accessories : Handpiece Stand: 1 pc. Handpiece Holder: 1 pc.	NE96 120	340013
			NE96 230	339990
	Compact Type Motor	Small, lightweight, high-speed brushless DC motor. Incorporates the NSK Smart Switch for easy on/off operation. Very low vibration noise and maintenance. Weight : 115 g excluding cord Output Power : 140W Maximum Torque : 6.0 cN·m Cord Length : 1.5 m	ENK-500C	340005
	Torque Type Motor	High-power, high-torque, high-speed brushless DC motor. Incorporates the NSK Smart Switch for easy on/off operation. Very low vibration noise and maintenance. Weight : 160 g excluding cord Output Power : 200W	ENK-500T	340007

		Maximum Torque : 8.7 cN·m Cord Length : 1.5 m		
	Ring Type Attachment	<p>Manufactured with micron level precision for high accuracy and high reliability. Slim, lightweight design allows for fine finishing of delicate parts.</p> <p>Ring Type one touch bur release.</p> <p>Collet Chuck: Standard Size : <math>\phi 3.0</math> mm (CHH-3.0), <math>\phi 2.35</math> mm (CHH-2.35) : 1 pc. each</p> <p>Spanner (7 x 5.1) : 1pc. Pin Spanner : 1pc. L Spanner (9) : 1pc.</p> <p>Weight : 94 g</p> <p>50,000 min-1 Max. (*1) 40,000 min-1 Max. (*2)</p>	EHR-500	340008
	Lever type Attachment	<p>To attain more powerful grinding and fine polishing finish, attachment EHL-401 is designed to make it lightweight and fit to pen-grip type holding.</p> <p>Simple lever turning for bur exchange.</p> <p>Same chuck as used in EHR-500.</p> <p>Collet Chuck: Standard Size : <math>\phi 3.0</math> mm (CHH-3.0), <math>\phi 2.35</math> mm (CHH-2.35) : 1 pc. each</p> <p>Spanner (7 x 5.1) : 1 pc.</p> <p>Weight : 70 g</p> <p>50,000 min-1 Max. (*1) 40,000 min-1 Max. (*2)</p>	EHL-401	340035




	<p>Torque Type Attachment</p>	<p>Torque type attachment used with <math>\phi 6</math> mm chuck diameter as standard and nicely fits in hand-grip.          Collet Chuck: Standard Size : <math>\phi 6.0</math> mm (CHG-6.0) : 1 pc.          Spanner (10 x 10) : 1 pc.          Bar Wrench (K-212) : 1 pc.          Weight : 110 g          40,000 min-1 Max. (*1) 30,000 min-1 Max. (*2)</p>	<p>EHG-400</p>	<p>340006</p>
	<p>90° Angle Attachment</p>	<p>90° Angle Attachment with <math>\phi 3</math> mm Collet Chuck is conveniently small and equally suitable for polishing flat surfaces with rubber pad paper disk, corner work, and grinding the inside of a pipes.          Speed Reduction Ratio : 3/4          Weight : 54 g          Collet Chuck: Standard Size : <math>\phi 3.0</math> mm (CHC-3.0) : 1 pc. Chuck Wrench (K-231) : 1 pc. Spanner (20 x 24) : 1 pc.          Standard Accessories : Rubber Pad, Paper Disk (1 set)          40,000 min-1 Max. (*1) 20,000 min-1 Max. (*2)</p>	<p>EIC-300</p>	<p>340014</p>

	<p>90°Angle Torque Attachment</p>	<p>90°Angle type is suitable for the work of corner and the grinding of the inside of pipe.  Speed Reduction Ratio : 1/1.5  Weight : 107 g  Collet Chuck: Standard Size : <math>\phi 3.0</math> mm (CHS-3.0) : 1 pc.  Spanner (8 x 5), (7 x 5.1), (20 x 24):1 pc. each  40,000 min-1 Max. (*1) 20,000 min-1 Max. (*2)</p>	<p>ERA-270</p>	<p>340009</p>
	<p>50°Angle Attachment</p>	<p>50°Angle Attachment is suitable for working in corners, cavities, etc.  Reverse rotation against the motor  Speed Reduction Ratio : 3/4  Weight : 54 g  Collet Chuck: Standard Size : <math>\phi 3.0</math> mm (CHC-3.0) :1pc.  Standard Accessories : Rubber Pad, Paper Disk (1 set). Chuck Wrench (K-231) : 1 pc.  Spanner (20 x 24) : 1 pc.  40,000 min-1 Max. (*1) 20,000 min-1 Max. (*2)</p>	<p>EKC-300</p>	<p>340011</p>
	<p>Mini-luster Attachment (Pencil-Type Reciprocating Polishing Finisher)</p>	<p>Reciprocating Stroke (variable) : 0~10,000 times/min (Max.)  Stroke Range : 0.8, 0.4, 0.2 mm (3 different models)  Mountable tool shaft diameter : Max. shaft diameter <math>\phi 3.2</math> mm, Screw clamp type.  Standard Accessories : 1 set. Allen Wrench (1.5 mm) : 1 pc.</p>	<p>EML-8 (Stroke 0.8 mm)</p>	<p>340012</p>

		<p>Weight : 130 g 30,000 min-1 Max. (*2)</p>		
	<p>Luster Attachment (Reciprocating Motion Polishing Finisher)</p>	<p>Reciprocating Stroke (variable) : 0~7,600 times/min (Max.) Perfect for final finishing such as lapping and honing after grinding. Streamlines conventional hand-finishing of metal molds. Reciprocating type compact special polisher for ESPERT motor. Stroke is adjustable from 0~6 mm. Mountable tool shaft diameter : Max. shaft diameter <math>\phi</math>6.4 mm, Screw clamp type. Weight : 680 g Standard Accessories : 1 set. Allen Wrench (2 mm) : 1 pc. Lubrication Oil. Lubrication Nozzle for Luster 30,000 min-1 Max. (*1)</p>	<p>ELS-100</p>	<p>340010</p>
	<p>Fine Belt Sander Attachment</p>	<p>The angle of belt section is steplessly adjustable. Width of Belt : 8 mm, 6 mm, 4 mm. 2 pcs. each Allen Wrench (3 mm) : 1 pc Weight : 355 g Belt Speed : 0~940 m/min (Max.) 40,000 min-1 Max. (*1) 30,000 min-1 Max. (*2)</p>	<p>EBS-100</p>	<p>340026</p>

	<p>Speed Reducer (1/4)</p>	<p>The speed is reduced to 1/4 but the torque is multiplied by 4 times. mounting it in between the motor and the attachment. Weight : 65 g 40,000 min-1 Max. (*1) 30,000 min-1 Max. (*2)</p>	<p>ERG-01B</p>	<p>340016</p>
	<p>Speed Reducer (1/4)</p>	<p>E-max EVOLution, ELECTER E-max and ROTUS attachments can be connected using these adaptors. The speed is reduced to 1/4 but the torque is multiplied by 4 times. Weight : 62 g 40,000 min-1 Max. (*1) 30,000 min-1 Max. (*2)</p>	<p>ERG-01</p>	<p>340017</p>
	<p>Extension Adaptor</p>	<p>E-max EVOLution, ELECTER E-max and ROTUS attachments can be connected using these adaptors. Speed Ratio 1 : 1 Weight : 31 g 40,000 min-1 Max. (*1) 30,000 min-1 Max. (*2)</p>	<p>ECN-011</p>	<p>340018</p>

## Parts

Product	Description	Specification	Model	Code
	Compact Motor Cord	Compact Motor Cord (1.5 m Long)	ENKCD-50C	340433
	Torque Motor Cord	Torque Motor Cord (1.5 m Long)	ENKCD-50T	340431
	Foot Pedal	Variable Speed Control Foot Pedal	FC-40	340428
	Espert 500 Handpiece Stand		K-274	340434